

# Making Best Use of SEESAW to Enhance Student Learning (Grades K-2)



A Unique One-Day Live Online Seminar Presented by

## Sue Holt

Outstanding Primary Teacher and Presenter

**Specifically Designed for K-2 Teachers, Title I Staff, Special Education Staff and Administrators, Technology Integration Specialists, and Other Staff Who Work With K-2 Students**

---

**Practical and engaging, ready-made Seesaw activities** perfect for K-2 that make learning accessible for all students

---

**Timesaving tips for using the Seesaw learning platform** with any subject and curriculum to transform your instruction and increase student engagement

---

**Powerful strategies to maximize student learning** with easy-to-use multidimensional tools that support and motivate all students, and authentically assess student growth

---

**Receive an extensive Seesaw digital resource handbook** filled with innovative ideas, activities and tutorials so you can keep learning after the seminar

---

### LIVE ONLINE SEMINARS

**January 10**

**9 AM Eastern**, 8 AM Central,  
7 AM Mountain, 6 AM Pacific

**January 20**

**9 AM Central**, 8 AM Mountain,  
7 AM Pacific, 10 AM Eastern

---

CEUs and Graduate Credit Available  
See page 6 for details

### CAN'T ATTEND?

Order the recorded version  
and take the seminar online at  
your convenience (see page 6)

*"Enjoyed all of your tips  
and advice. I feel much  
more confident to start  
implementing Seesaw into  
my classroom."*

HEATHER WEIRICH, 1ST GRADE TEACHER

# Ten Key Benefits of Attending

*"This seminar was great. I knew a little bit about SeeSaw but it was terrific to understand more about the app. I can't wait to use SeeSaw more in my classroom!"*

– MORGAN HOLTHAUS, 2ND GRADE TEACHER



## Who Should Attend

K-2 Teachers, Title I Staff, Special Education Staff and Administrators, Technology Integration Specialists, and other staff who are with K-2 students

- 1. Make Best Use of Seesaw Tools to Strengthen Learning**  
Learn practical applications for more effectively using Seesaw to foster learning of key skills and concepts ... Go beyond the basics and discover the latest updates and the tools you'll want to use the most
- 2. Gain Access to Ready-to-Use Multidimensional Reading, Writing and Math Activities and Templates**  
Learn how to customize activities that are engaging and work with any curriculum
- 3. Harness the Power of Seesaw for Online Collaboration and Communication with Students and Families**  
Discover the amazing variety of ways Seesaw can significantly enhance collaboration and improve communication as students build content together and families are involved with their child's education through announcements, comments and the class blog tool
- 4. Utilize Seesaw to Foster 21st Century Skills With K-2 Learners**  
Experience how Seesaw can help foster the 4 C's of 21st Century learning: critical thinking, communication, collaboration, and creativity for all your students
- 5. Discover How to Make Better Use of Seesaw Teacher Tools**  
Learn the best tips and proven strategies to set up your Seesaw Learning Journal for success ... Learn how to more efficiently organize activities and easily assess student learning while discovering timesaving tips in all areas of the app
- 6. Increase Opportunities for Speaking, Listening, Reading, and Writing**  
Use Seesaw tools to support emergent readers and writers in learning and their demonstration of knowledge
- 7. Learn How to Create Differentiated Learning Activities**  
Experience innovative ideas for providing additional learning support and more challenges for students using multimodal tools to make learning accessible for all students
- 8. Build an Array of High-Quality Interactive Learning Materials and Activities**  
Use Seesaw and complementary apps to increase your repertoire of interactive options and engage your students in fun and productive ways, using your existing curriculum and favorite lessons while you formatively assess their growth
- 9. Learn How to Create the Most Effective Learning Activities**  
Learn how to create your own powerful learning activities using research-based strategies with the diverse tools available on Seesaw
- 10. Receive an Extensive Seesaw Digital Resource Handbook**  
Each participant will receive an extensive digital resource handbook that includes detailed descriptions and practical applications of each of the Seesaw Tools and ideas presented during the seminar

# Outstanding Strategies You Can Use Immediately

## What You Will Learn ...

- **Strengthen your knowledge** of Seesaw and its practical uses in grades K-2 in-person and online learning environments
- **Ways to work smarter, not harder** ... Timesaving tips for using Seesaw more efficiently
- **How you can differentiate instruction to better meet the needs of all your students** with Seesaw ... Support students in need of additional practice, review or challenge
- **How to improve workflow and data collection as evidence of student performance** through Seesaw using folders, activity and progress view
- **Proven ways to more deeply engage students in learning across all content areas** in innovative ways, nurture and develop their voice as they complete assignments with authentic audiences and work with peers using digital citizenship skills
- **Innovative ways to motivate and empower students** in what they learn and how to demonstrate their learning
- **Ways to leverage technology** to help strengthen the effectiveness of your small groups and increase student independence during small-group literacy lessons
- **How to give personalized feedback to students** instantly and encourage positive peer interactions
- **Ways to create meaningful digital portfolios** to show student growth over time
- **Timesaving techniques to foster active partnerships with families** ... Learn how to use Seesaw to effortlessly share student work and increase collaboration with families
- **How to equip K-2 students with essential 21st Century skills** by easily incorporating and meeting technology standards while teaching core subjects
- **Step-by-step tutorials** on how to use Seesaw with young learners



*"Sue provided us with lot of useful information and lot of tips and tricks that I will take with me and implement into my classroom!"*

– MEGAN CHRISTIAN, KINDERGARTEN TEACHER

## Practical Ideas and Strategies

The needs of students in the K-2 classroom change every day as does the technology we use to support learning. While it can become overwhelming, apps like Seesaw can make transforming instruction and learning easy and accessible. In this outstanding **NEW** seminar, veteran primary teacher and presenter **Sue Holt** will show you new ways to use Seesaw to its full potential as an incredibly powerful platform for meaningful student and family engagement. You will be inspired to encourage students to self-reflect on their learning as they show what they know in the learning style that is best for them and share that learning with their families. This highly practical seminar focuses on using Seesaw to create and assign authentic and engaging activities to teach, practice and assess primary skills in all content areas. You'll leave this seminar equipped with ready-to-use multidimensional activities compatible with any curriculum and the skills necessary to adapt and create your own lessons. The techniques you learn will help you to more easily differentiate learning activities and motivate young learners. Using research-based strategies, you'll learn to develop and use authentic assessments to support, document and communicate student growth.



# A Message From Seminar Leader, Sue Holt



## Uniquely Qualified Instructor

**SUE HOLT** is an experienced National Board Certified Teacher who is passionate about teaching young learners using current and culturally relevant technology. Sue grew up alongside computers and for more than 20 years has integrated mobile technology in her primary classroom. She has taught using technology on a daily basis in varied early childhood environments including preschool, private childcare and elementary classrooms. Sue is the author of *Making Best Use of SEESAW to Enhance Student Learning (Grades K-2)*. Sue regularly participates in Professional Learning Networks using social media such as Facebook, Twitter and other technologies to collaborate with teachers worldwide. Her presentations are beneficial to both those hesitant and comfortable with using technology in the classroom. She enjoys working closely with educators on the effective use of technology in the classroom and keeping up-to-date with the latest changes in technology.

Dear Colleague:

In my many years of teaching kindergarten, first and second grade I've experienced both the incredible impact that quality technology tools have in the classroom and also the frustrating challenge of keeping up with how quickly technology changes and knowing how to most effectively use these tools. I know there is not enough time in the day to teach all we hope, how tough it is to meet the needs of all our students, and keep families connected and aware of their child's progress. Seesaw has been an integral part of my success in doing this over the last decade and I am excited to share with you all my best tips for using Seesaw to its full potential in your classroom.

During the seminar I will demonstrate how accessible, engaging and powerful Seesaw is in the K-2 classroom and prepare you to take your use of Seesaw to the next level. Whether you use the free or premium version of Seesaw, my seminar will enable you to use Seesaw's multimodal tools to engage and support every learner, easily communicate with families what their child is learning, and enhance learning across all content areas.

I invite you to join me for a fun and informative day to discover new ways to use Seesaw and increase the effectiveness of its tools in your classroom. I will share my favorite, ready-to-use activities and assessments that save time and easily document student learning. My goal is to help you discover new ways to differentiate instruction and more efficiently communicate with families. You will leave with the necessary skills and a renewed excitement for how Seesaw can enhance and transform your classroom instruction and deepen student learning.

Sincerely,

Sue Holt

P.S. Our day will include practical strategies, helpful examples and ready-to-use activities that **you can immediately integrate into your current classroom**. I can't wait to show you!

*"During the seminar I will demonstrate how accessible, engaging and powerful Seesaw is in the K-2 classroom and prepare you to take your use of Seesaw to the next level."*

# What Your Colleagues Say About Sue Holt

---

*"I now really understand how to use Seesaw in many ways within my classroom."*

– Ashley Henning, Teacher

---

*"Enjoyed all of Sue's tips and advice. I feel much more confident to start implementing Seesaw into my classroom. Thank you!"*

– Heather Weirich, 1st Grade Teacher

---

*"Great overview of Seesaw!"*

– Karla Schloemp, Kindergarten Teacher

---

*"Sue's seminar was great. I knew a little bit about Seesaw but it was terrific to understand more about the app. **I can't wait to use Seesaw more in my classroom!**"*

– Morgan Holthaus, 2nd Grade Teacher

---

*"Even though I have 2 years of Seesaw usage under my belt I was still able to learn tips to **make the most of it.**"*

–Emily Honl, 2nd Grade Teacher



## About BER Seminars

### Outstanding Instructors

All programs are led by outstanding, top-rated BER national trainers.

### Extensive Digital Resource Handbook

You'll receive an extensive digital Resource Handbook full of practical strategies and resources.


### Highly Interactive

You'll be able to ask questions, consult with the instructor, and share ideas with other participants.

### Program Guarantee

As we have for 45 years, we guarantee the high quality of our programs. If you are not satisfied, we'll give you a 100% refund.

# Special Benefits of Attending



*"Sue did a great job explaining and giving examples for the group. Time to work on Seesaw skills."*

KELSIE KILBER, 2ND GRADE TEACHER

## On-Site Training

Most BER seminars can be brought to your school or district in-person or online. See the options at [www.ber.org/onsite](http://www.ber.org/onsite) or call 877-857-8964 to speak to one of our On-Site Training Consultants.

## Extensive Digital Resource Handbook

Each participant will receive an extensive digital resource handbook giving you access to countless strategies. The handbook includes:

- Ready-to-use lessons and templates for Seesaw that you are free to copy and customize for use with your students
- Examples of creative projects that increase student engagement and achievement and accompanying lesson materials
- Practical strategies and tutorials for supporting students and their families in their use of Seesaw
- Descriptions and overview of seminar content, as well as additional resources and ideas
- Step-by-step reference section with video links for basic and advanced Seesaw use

## Share Ideas with Other Educators

This seminar provides a wonderful opportunity for participants to share ideas with other educators interested in increasing the behavior and learning of their students.

## Consultation Available

Sue Holt will be available to answer your specific questions and the unique needs of your own program.

## Meet Inservice Requirements / Earn State CEUs

Participants of Live Online Seminars and those completing the Recorded Version online can receive a certificate of participation that may be used to verify five continuing education hours. For details about state CEUs available, visit [www.ber.org/ceus](http://www.ber.org/ceus)

## Earn One to Four Graduate Semester Credits



University of  
Massachusetts  
Global A nonprofit  
affiliate

Up to four graduate level professional development credits are available with an additional fee and completion of follow up practicum activities. Details may be found at [www.ber.org/credit](http://www.ber.org/credit)

## Can't Attend?

### Other Professional Development Options:



#### Recorded Version of the Seminar

Order the recorded version of this seminar to take online at your convenience. You'll have access to the entire course and to the extensive digital resource handbook. To enroll, see registration form on page 7, and for optional CEUs and graduate credit, please visit [www.ber.org/credit](http://www.ber.org/credit)



#### Related On-Demand Online Courses

BER offers educators a wide range of online courses that are affordable, fun, fast, and convenient. BER is now offering On Demand Video-Based courses. You may earn optional graduate-level credits for most courses. See the catalog of available courses at [www.ber.org/online](http://www.ber.org/online)

# Making Best Use of SEESAW to Enhance Student Learning (Grades K-2)

## Registration (ZSH3W1)

- 1. January 10, 2023** (Start time: 9 AM Eastern)
- 2. January 20, 2023** (Start time: 9 AM Central)
- or—
- 3. I'd like to order the recorded version of this seminar**

FIRST NAME	M.I.	LAST NAME
POSITION, SUBJECT TAUGHT		
GRADE LEVEL		
SEMINAR NUMBER: _____ (Please see list above)		

### List additional registrants on a copy of this form

SCHOOL NAME	
SCHOOL MAILING ADDRESS	
CITY & STATE	ZIP CODE
SCHOOL PHONE NUMBER	HOME PHONE NUMBER
(       )	(       )

### Registration confirmations and login details are sent via e-mail

E-MAIL ADDRESS (REQUIRED FOR EACH REGISTRANT)	
HOME MAILING ADDRESS	
CITY & STATE	ZIP CODE

## IMPORTANT – PRIORITY ID CODE: EZSH3W1

### METHOD OF PAYMENT – Team Discount Available

**The registration fee is \$279 per person;**

for teams of three or more registering at the same time, the fee is \$259 per person. **Payment is due prior to the program.** No cash, please.

- A check (payable to **Bureau of Education & Research**) is attached
- A purchase order is attached, P.O. # \_\_\_\_\_ (Be sure to include priority ID code on the P.O.)
- Charge my:     MasterCard     VISA     Discover

Account # \_\_\_\_\_ Exp. Date: \_\_\_\_\_ MO/YR


Billing Zip Code: \_\_\_\_\_ 3 Digit CVV Code: \_\_\_\_\_  
(Found on back of card)

Please print name as it appears on card


### FIVE EASY WAYS TO REGISTER:

 **REGISTER ONLINE at: [www.ber.org](http://www.ber.org)**

 **EMAIL this form to: [register@ber.org](mailto:register@ber.org)**

 **PHONE toll-free: 1-800-735-3503**  
(Weekdays 5:30 am - 5:00 pm Pacific Time)

 **FAX this form to: 1-425-453-1134**

 **MAIL this form to: Bureau of Education & Research**  
915 118th Avenue SE • PO Box 96068  
Bellevue, WA 98009-9668

### Program Hours

All **Live Online Seminars** are scheduled 9:00 AM – 3:30 PM in the time zone indicated. Check in 15 minutes prior. Registrants will be sent login information by email four days before their Live Online Seminar.

### Fee

The registration fee is \$279 per person, \$259 per person for groups of three or more registering at the same time. Call us at 1-800-735-3503 for groups of ten or more. **Payment is due prior to the program.**

Fee includes seminar registration, a certificate of participation and an extensive digital resource handbook. The fee is the same for Live Online Seminars or Recorded Seminars.

### Cancellation/Substitutions

100% of your paid registration fee will be refunded if you can't attend and notify us at least 10 days before the seminar. Late cancellations made prior to the event date will be refunded less a \$15 service fee. Substitutions may be made at any time without charge.

### Program Guarantee

We stand behind the high quality of our programs by providing the following unconditional guarantee: If you are not satisfied with this program, we'll give you a 100% refund of your registration fee.

### Further Questions

Call the Bureau of Education & Research (800) 735-3503 or visit us online at [www.ber.org](http://www.ber.org). The Bureau is North America's leading presenter of PD training for professional educators. Programs are based on sound research, are highly practical in content and consistently receive excellent evaluations.



ZSH3W1

© 2022 Bureau of Education & Research. All rights reserved.

# Making Best Use of SEESAW to Enhance Student Learning (Grades K-2)



BUREAU OF EDUCATION & RESEARCH

915 118th Avenue SE  
PO Box 96068  
Bellevue, WA 98009-9668  
[www.ber.org](http://www.ber.org)

Prsrt Std  
U.S. Postage  
**PAID**  
Bureau of  
Education &  
Research

# Using SEESAW to Enhance Instruction (Grades K-2)



An outstanding one-day Live Online Seminar

Includes an extensive digital Resource  
Handbook

Can't Attend Live? Order the Recorded Version  
to access online at your convenience

ZSH3W1

# Making Best Use of SEESAW to Enhance Student Learning (Grades K-2)



Bureau of Education & Research

Live Online Seminar or  
Recorded Version



A Unique One-Day Live Online Seminar  
(Or Order the Recorded Online Version to Access at Your Convenience)

Presented by  
**Sue Holt**

Outstanding Primary Teacher and Presenter

**Practical and engaging, ready-made Seesaw activities** perfect for  
K-2 that make learning accessible for all students

**Timesaving tips for using the Seesaw learning platform** with any  
subject and curriculum to transform your instruction and increase  
student engagement

**Powerful strategies to maximize student learning** with easy-to-  
use multidimensional tools that support and motivate all students,  
and authentically assess student growth

**Receive an extensive Seesaw digital resource handbook** filled  
with innovative ideas, activities and tutorials so you can keep learning  
after the seminar